

## Note

---

### Thermal decomposition of potassium nitrite in the presence of chromium(III) oxide

M. R. UDUPA

*Department of Chemistry, Indian Institute of Technology, Madras-600 036 (India)*

(Received 25 March 1976)

The studies on the thermal behaviour of intimate mixtures of  $\text{Cr}_2\text{O}_3$  and oxidants such as  $\text{KClO}_4$ ,<sup>1</sup>  $\text{KClO}_3$ ,<sup>2</sup> and  $\text{KNO}_3$ ,<sup>3</sup> revealed that chromium(III) oxide not only lowers the decomposition temperatures of the pure salts but also chemically interacts and is oxidized into the hexavalent state. The purpose of the present study is to find out the influence of  $\text{Cr}_2\text{O}_3$  on the decomposition of  $\text{KNO}_2$  and to see whether  $\text{KNO}_2$  could oxidize Cr(III) to the hexavalent state. Potassium nitrite melts at 298°C and decomposes above 650°C. In this paper is reported the investigation made on the thermal decomposition of different molar ratios of  $\text{KNO}_2$  and  $\text{Cr}_2\text{O}_3$  in air employing thermogravimetry and differential thermal analysis. The decomposition products are examined by chemical analysis and infrared spectral measurements.

#### EXPERIMENTAL

Chromium(III) oxide was prepared by heating reagent grade  $\text{Cr}(\text{NO}_3)_3 \cdot 9\text{H}_2\text{O}$  to 600°C. Commercially available potassium nitrite was recrystallized and used. All other reagents employed were analytical reagent grade.

Mixtures of  $\text{KNO}_2$  and  $\text{Cr}_2\text{O}_3$  were prepared in 1:2, 1:1, 2:1, 3:1, 4:1, 5:1, 6:1, 8:1 and 10:1 molar ratios by taking the required amounts in an agate mortar and grinding for 10-15 min.

The thermogravimetric analyses were made in air using Stanton HT-SM recording thermobalance at a linear heating rate of 6°C per min with 200 mg samples in platinum crucible containers. Differential thermal analyses were made in air using Netzsch differential thermal analyzer. About 100-150 mg samples were taken for each run with standard alumina as reference material. Muffle furnace whose temperature could be controlled with an accuracy of  $\pm 10^\circ\text{C}$  was used to heat the mixtures for characterization of the decomposition products. Infrared spectra were measured on Perkin-Elmer 257 and Beckman IR 12 spectrophotometers using KBr pellet and Nujol mull techniques.

Chromium(VI) in the decomposition products was determined by the iodometric method<sup>4</sup> after destroying the excess  $\text{KNO}_2$  if any by treating with sulphamic acid.

## RESULTS AND DISCUSSION

Thermogravimetric curves of nine different molar ratios of  $\text{KNO}_2$  and  $\text{Cr}_2\text{O}_3$  are plotted in Fig. 1. The curves indicate that the decomposition of  $\text{KNO}_2$  in the mixtures sets in at  $400^\circ\text{C}$ . The decomposition is complete for 1:2, 1:1, 2:1, 3:1, 4:1, 5:1 and 6:1 molar ratios by  $600^\circ\text{C}$ . For the molar ratios 8:1 and 10:1, the weight loss continues upto  $750^\circ\text{C}$ . Free  $\text{KNO}_2$  is found to decompose above  $650^\circ\text{C}$  suggesting that  $\text{Cr}_2\text{O}_3$  lowers the decomposition temperature of pure  $\text{KNO}_2$ .

The DTA plots of different mixtures are identical and the plots of 4:1, 6:1 and 8:1 molar ratios of  $\text{KNO}_2$  and  $\text{Cr}_2\text{O}_3$  are given in Fig. 2. The endotherm at  $300^\circ\text{C}$  is ascribed to the melting of  $\text{KNO}_2$  and an exotherm at  $400^\circ\text{C}$  is due to the oxidation of Cr(III) to Cr(VI). The endotherm at  $160^\circ\text{C}$  reappears as an exotherm around

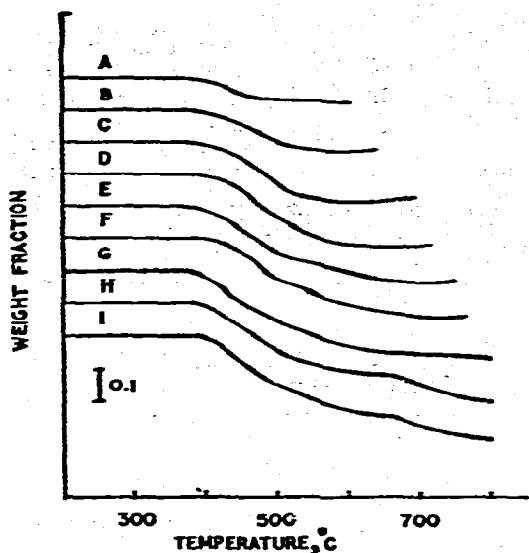


Fig. 1. TG plots of 1:2(A), 1:1(B), 2:1(C), 3:1(D), 4:1(E), 5:1(F), 6:1(G), 8:1(H) and 10:1(I) molar ratios of  $\text{KNO}_2$  and  $\text{Cr}_2\text{O}_3$ .

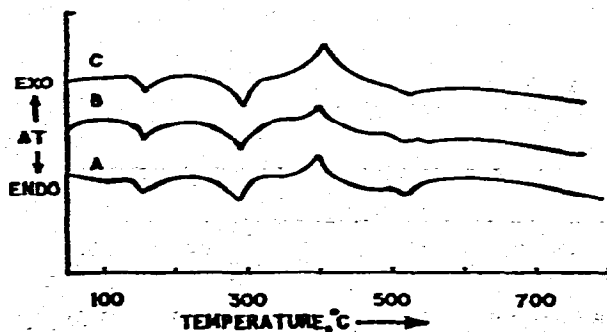


Fig. 2. DTA plots of 4:1(A), 6:1(B) and 8:1(C) molar ratios of  $\text{KNO}_2$  and  $\text{Cr}_2\text{O}_3$ .

150°C when free  $\text{KNO}_2$  and various  $\text{KNO}_2\text{-Cr}_2\text{O}_3$  mixtures are heated to 300°C and cooled to 100°C, suggesting the effect may be due to the crystallographic phase transformation. However, this has to be confirmed by high-temperature powder diffraction patterns. The small endothermic hump at 500°C is probably associated with the decomposition of  $\text{KNO}_2$ .

The characterization of the decomposition products was made by heating the different mixtures at 700°C for 15 min in a muffle furnace. The products are found to be hygroscopic and the aqueous solutions to be alkaline. The residues of 1:2, 1:1, 2:1, 3:1, 4:1, and 5:1 mixtures are partly soluble in water whereas those of 6:1, 8:1 and 10:1 are distinctly yellow in colour and are completely soluble in water. The analytical results for Cr(VI) content in the residues are given in Table 1. It is clear from the results that Cr(III) is completely oxidized into Cr(VI) when the molar ratio of  $\text{KNO}_2$  to  $\text{Cr}_2\text{O}_3$  is equal to and greater than six.

In order to identify the oxidized products the decomposition residues are subjected to infrared spectral analysis. The spectra of the residues of 1:2, 1:1, 2:1, 3:1, 4:1 and 5:1 showed absorptions at ( $\text{cm}^{-1}$ ) 410w, 440w, 560m and 620s characteristic of  $\text{Cr}_2\text{O}_3$ <sup>5</sup> and at 386w, 400w, 870s and 1240w due to  $\text{K}_2\text{CrO}_4$ <sup>6,7</sup>. The residues of 6:1, 8:1 and 10:1 molar ratios exhibited the infrared bands characteristic of  $\text{K}_2\text{CrO}_4$  only. The hygroscopic nature of the residues and the alkalinity of their aqueous solution suggest the presence of potassium oxide.

TABLE 1

## ANALYTICAL DATA ON THE DECOMPOSITION PRODUCTS OF POTASSIUM NITRITE AND CHROMIUM(III) OXIDE MIXTURES

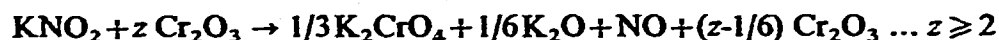
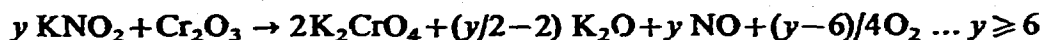
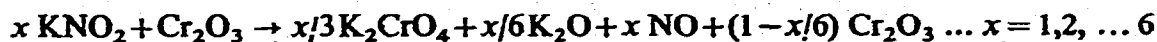
	$\text{KNO}_2:\text{Cr}_2\text{O}_3$								
	1:2	1:1	2:1	3:1	4:1	5:1	6:1	8:1	10:1
Chromium(VI) Found (%)	4.6	7.3	10.7	12.7	14.0	15.0	15.6	12.3	10.3
Extent of Cr(III) Oxidation (%)	8.6	16.6	33.2	49.6	66.5	82.8	99.6	98.5	98.2

TABLE 2

## THERMOGRAVIMETRIC DATA ON THE DECOMPOSITION OF DIFFERENT MOLAR RATIOS OF POTASSIUM NITRITE AND CHROMIUM(III) OXIDE

Weight loss (wt. %)	$\text{KNO}_2:\text{Cr}_2\text{O}_3$								
	1:2	1:1	2:1	3:1	4:1	5:1	6:1	8:1	10:1
Found	7.5	12.5	18.5	22.0	24.0	26.0	27.0	30.5	33.0
Calc.	7.7	12.7	18.6	22.1	24.4	26.0	27.2	30.7	33.1

The thermogravimetric results of the different mixtures are given in Table 2. These results together with the extent of Cr(III) oxidation from the analytical data (Table 1) suggest the following overall reaction scheme for the oxidation of  $\text{Cr}_2\text{O}_3$  by  $\text{KNO}_2$ .



From the reaction scheme it is clear that Cr(III) abstracts oxygen from the nitrite moiety and gives nitric oxide which combines with the oxygen in the air to form nitrogen dioxide as evidenced by the liberation of the brown fumes during the decomposition.

It is interesting to note that  $\text{K}_2\text{Cr}_2\text{O}_7$  is one of the oxidized products<sup>3</sup> during the decomposition of limited amounts of  $\text{KNO}_3$  and  $\text{Cr}_2\text{O}_3$  mixtures whereas  $\text{K}_2\text{CrO}_4$  is the only oxidized product formed with  $\text{KNO}_2$ - $\text{Cr}_2\text{O}_3$  mixtures.

#### REFERENCES

- 1 M. R. Udupa, *Thermochim. Acta*, 12 (1975) 165.
- 2 M. R. Udupa, *Thermochim. Acta*, 13 (1975) 349.
- 3 M. R. Udupa, *Thermochim. Acta*, 16 (1976) 231.
- 4 A. I. Vogel, *A Textbook of Quantitative Inorganic Analysis*, Longmans-Green, London, 3rd ed., 1961.
- 5 N. T. McDevit and W. L. Baun, *Spectrochim. Acta*, 20 (1964) 799.
- 6 F. A. Miller and C. H. Wilkins, *Anal. Chem.*, 24 (1952) 1253.
- 7 F. A. Miller, G. L. Carlson, F. F. Bentley and W. H. Jones, *Spectrochim. Acta*, 16 (1960) 135.